
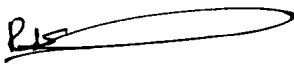


FACOR ALLOYS LIMITED					
REGISTERED OFFICE: SHREERAMNAGAR 535 101, GARVIDI, DISTRICT: VIZIANAGARAM (ANDHRA PRADESH)					
STATEMENT OF STANDALONE UNAUDITED FINANCIAL RESULTS FOR THE QUARTER ENDED 30TH JUNE, 2013					
PART I					
Sr. No.	Particulars	Quarters Ended			
		30TH JUNE 2013	31ST MARCH 2013 (Refer Note 3)	30TH JUNE 2012	31ST MARCH 2013
		(Unaudited)	(Audited)	(Unaudited)	(Audited)
1	<b>Income from operations</b>				
a	Net Sales/Income from operations (Net of excise duty)	8,086.67	6,480.44	5,612.74	21,972.94
b	Other operating income	146.48	318.92	199.30	867.33
	<b>Total income from operations (net)</b>	<b>8,233.15</b>	<b>6,799.36</b>	<b>5,812.04</b>	<b>22,840.27</b>
2	<b>Expenses</b>				
a	Cost of materials consumed	3,998.16	3,399.23	2,729.97	10,919.15
b	Purchases of stock-in-trade	-	-	-	-
c	Changes in inventories of finished goods, work-in-progress and stock-in-trade	288.04	(235.46)	(457.64)	(652.87)
d	Employee benefits expense	522.86	564.31	508.82	2,312.75
e	Depreciation and amortisation expense	80.44	90.21	88.26	358.52
f	Power and Fuel	1,972.03	1,666.91	1,518.14	6,393.94
g	Other expenses	1,129.96	798.37	1,043.01	3,237.95
	<b>Total expenses</b>	<b>7,991.49</b>	<b>6,283.67</b>	<b>6,430.56</b>	<b>22,569.44</b>
3	<b>Profit / (Loss) from operations before other income, finance costs and exceptional items ( 1 - 2 )</b>	<b>241.66</b>	<b>515.79</b>	<b>381.48</b>	<b>270.83</b>
4	Other Income	121.35	43.40	54.32	146.32
5	<b>Profit / (Loss) from ordinary activities before finance costs and exceptional items ( 3 + 4 )</b>	<b>363.01</b>	<b>559.19</b>	<b>435.80</b>	<b>417.15</b>
6	Finance costs	49.93	70.07	52.71	208.88
7	<b>Profit / (Loss) from ordinary activities after finance costs but before exceptional items ( 5 - 6 )</b>	<b>313.08</b>	<b>489.12</b>	<b>383.09</b>	<b>208.27</b>
8	Exceptional items	-	-	-	-
9	<b>Profit / (Loss) from ordinary activities before tax ( 7 + 8 )</b>	<b>313.08</b>	<b>489.12</b>	<b>383.09</b>	<b>208.27</b>
10	Tax Expense	102.07	187.96	126.26	128.67
11	<b>Net Profit / (Loss) from ordinary activities after tax ( 9 - 10 )</b>	<b>211.01</b>	<b>301.16</b>	<b>256.83</b>	<b>79.60</b>
12	Extraordinary items (net of tax expense)	-	-	-	-
13	<b>Net Profit / (Loss) for the period ( 11 + 12 )</b>	<b>211.01</b>	<b>301.16</b>	<b>256.83</b>	<b>79.60</b>
14	Paid-up equity share capital (Face Value ₹ 1/- per share)	1,955.48	1,955.48	1,955.48	1,955.48
15	Reserves excluding Revaluation Reserves as per balance sheet of previous accounting year				12,615.38
16(I)	<b>Earnings per share (before extraordinary items) (of ₹ 1/- each) ( not annualised )</b>				
(a)	Basic	0.11	0.15	0.13	0.04
(b)	Diluted	0.11	0.15	0.13	0.04
16(II)	<b>Earnings per share (after extraordinary items) (of ₹ 1/- each) ( not annualised )</b>				
(a)	Basic	0.11	0.15	0.13	0.04
(b)	Diluted	0.11	0.15	0.13	0.04
<b>PART II</b>					
<b>A PARTICULARS OF SHAREHOLDING</b>					
1	Public shareholding				
	Number of shares	104,525,888	104,525,888	104,567,674	104,525,888
	Percentage of shareholding	53.45%	53.45%	53.47%	53.45%
2	Promoters and Promoter Group Shareholding				
a	Pledged/Encumbered				
	Number of shares	-	-	-	-
	Percentage of shares ( as a % of the total shareholding of promoter and promoter group )	-	-	-	-
	Percentage of shares (as a % of total share capital of the company)	-	-	-	-
b	Non-encumbered				
	Number of shares	91,021,467	91,021,467	90,979,681	91,021,467
	Percentage of shares ( as a % of the total shareholding of promoter and promoter group )	100.00%	100.00%	100.00%	100.00%
	Percentage of shares (as a % of total share capital of the company)	46.55%	46.55%	46.53%	46.55%
<b>B DISCLOSURE ABOUT INVESTER COMPLAINTS</b>					
	Pending at the beginning of the quarter	Received during the quarter	Disposed of during the quarter	Unresolved at the end of the quarter	
	Nil	3	3	Nil	
<b>NOTES:</b>					
1) The Company is engaged in the business of Ferro Alloys only and is managed organisationally as a single unit. Hence there is no separate reportable segment as per Accounting Standard AS-17 on Segment Reporting issued by the Institute of Chartered Accountants of India.					
2) The above results, as reviewed by the Audit Committee, have been approved by the Board of Directors of the Company at its meeting held on 13th August, 2013.					
3) The figures of the quarter ended 31st March, 2013 are the balancing figures between audited figures in respect of the full financial year ended 31st March, 2013 and the unaudited published year-to-date figures as on 31st December, 2012 being the date of the end of the third quarter of the financial year.					
4) Previous period figures are regrouped / rearranged wherever necessary to facilitate comparison.					
For SALVE & Co., Chartered Accountants (Regn. No. 109003W)		For FACOR ALLOYS LIMITED,			
					
C.A.K.P. SAHASRABUDHE Partner Membership No. 7021		R.K. SARAF CHAIRMAN & MANAGING DIRECTOR			
Place : Shreeramnagar Date : 13th August, 2013 Corporate & Head Office : Shreeram Bhawan, Tumsar- 441 912, District: Bhandara (Maharashtra)					

**SALVE & CO.**

**G-3, Yashodhan,  
Gorepeth,  
NAGPUR**

**LIMITED REVIEW REPORT**

We have reviewed the accompanying statement of un-audited financial results of FACOR ALLOYS LIMITED for the period ended 30th June, 2013 except for the disclosures regarding 'Public Shareholding' and 'Promoter and Promoter Group Shareholding' which have been traced from disclosures made by the management and have not been audited by us. This statement is the responsibility of the Company's Management and has been approved by the Board of Directors/committee of Board of Directors. Our responsibility is to issue a report on these financial statements based on our review.


We conducted our review in accordance with the Standard on Review Engagement (SRE) 2400, Engagements to Review Financial Statements issued by the Institute of Chartered Accountants of India. This standard requires that we plan and perform the review to obtain moderate assurance as to whether the financial statements are free of material misstatement. A review is limited primarily to inquiries of company personnel and analytical procedures applied to financial data and thus provides less assurance than an audit. We have not performed an audit and accordingly, we do not express an audit opinion.

Based on our review conducted as above, nothing has come to our attention that causes us to believe that the accompanying statement of un-audited financial results prepared in accordance with applicable accounting standards and other recognized accounting practices and policies has not disclosed the information required to be disclosed in terms of Clause 41 of the Listing Agreement including the manner in which it is to be disclosed, or that it contains any material misstatement.

Place: Shreeramnagar

Date : 13<sup>th</sup> August,2013

For SALVE AND CO.,  
Chartered Accountants  
(Regn. No. 109003W)



C.A. K.P. SAHASRABUDHE

Partner  
Membership No. 7021